



Test Report

No. HKHC2108006993HC

Date :Sep 30, 2021

Page 1 of 13

10A LIMITED

ROOM 1001-1005, 10/F NANYANG PLAZA, 57 HUNG TO ROAD, KWAN TONG, HK

The following sample was submitted and identified by the client as 10A NanoGO Face Mask Lotus Plus Slim P401/S.

SGS Report No. : HKHC2108006993HC (T32120290618SN)
SGS Case No. : HKHC210800002665-101 (CA321202939489)
Style/Item No. : FM3D-M-LOT-P401/S
Country of Origin : Hong Kong
Country of Destination : Hong Kong
Manufacturer : 10A Limited
Labeled Age Grading : Adult
Sample Receiving Date : Aug 30, 2021 – Sep 20, 2021
Test Period : Aug 30, 2021 – Sep 30, 2021

Test Requested

Biological Evaluation of Medical Devices ISO 10993-1:2018 – Biological Evaluation of Medical Devices - Evaluation and testing within a risk management process for said product.

Test Results

Please refer to the following pages.

Conclusion

Please refer to *Section 8: CONCLUSION*.

Signed for and on behalf of
SGS Hong Kong Ltd.

Mei-Yin CHIU, Sonly
MPH, MSc, FRSB, CBiol
European Registered Toxicologist (ERT)
Diplomate American Board of Toxicology (DABT)

This document is issued by the Company subject to its General Conditions of Service printed overleaf, available on request or accessible at <http://www.sgs.com/en/Terms-and-Conditions.aspx> and, for electronic format documents, subject to Terms and Conditions for Electronic Documents at <http://www.sgs.com/en/Terms-and-Conditions/Terms-e-Document.aspx>. Attention is drawn to the limitation of liability, indemnification and jurisdiction issues defined therein. Any holder of this document is advised that information contained hereon reflects the Company's findings at the time of its intervention only and within the limits of Client's instructions, if any. The Company's sole responsibility is to its Client and this document does not exonerate parties to a transaction from exercising all their rights and obligations under the transaction documents. This document cannot be reproduced except in full, without prior written approval of the Company. Any unauthorized alteration, forgery or falsification of the content or appearance of this document is unlawful and offenders may be prosecuted to the fullest extent of the law.

Unless otherwise stated the results shown in this test report refer only to the sample(s) tested and such sample(s) are retained for 30 days only.



1. INTRODUCTION

The product 10A NanoGO Face Mask Lotus Plus Slim P401/S by 10A Limited is evaluated according to the applicable requirements of ISO 10993-1:2018 – Biological Evaluation of Medical Devices - Evaluation and testing within a risk management process. This ISO10993-1 biological evaluation report has only addressed dermal contact exposure. For the evaluation of inhalation risk, it is indicated that corresponding testing is in progress by the time of assessment and would be attached in the technical file as supplement. The product is for Hong Kong and intended for use by general public as medical face mask.

This biological evaluation is based on the submitted dataset, documents and testing results by the mask manufacturer. It is the responsibility of the manufacturer to provide truthful and valid information that this evaluation based upon. This evaluation took reference of ISO Standards, relevant and existing scientific literature, preclinical and clinical data as well as real-life evidence to determine the product compliance according to ISO 10993-1:2018. The following aspects of the device are considered

- a) Medical device configuration (e.g. size, geometry, surface properties) and a listing of a medical device’s materials of construction (qualitative) and where necessary, the proportion and amount (mass) of each material in the medical device (quantitative);
- b) The physical and chemical characteristics of the various materials of construction and their composition;
- c) Any history of clinical use or human exposure data;
- d) Any existing toxicology and other biological safety data on product and component materials, breakdown products and metabolites;
- e) Test procedures.

2. PRODUCT DETAILS AND INTENDED USE

10A NanoGO Face Mask Lotus Plus Slim P401/S is a medical face mask with ear loop for wearing and a nose piece/ nose bar design for fitting the face mask around the nose. The mask is consisted of 7 components: white spunbond non-woven hydrophobic fabric outer layer, white melt-blown non-woven fabric middle layer, white filter layer, white spunbond non-woven hydrophilic inner layer, elastic ear loops, nose bridge and nose bridge. This medical face mask is intended to be worn by adult to protect the general public from the transfer of microorganisms, body fluids, and particulate material. It is a single-use disposable device and provided non-sterile.

Table 1. Product component and manufacturer

Component	Material name	Composition	CAS No.	Manufacturer
Outer layer	<i>Polyester Spunbond Nonwoven</i>	<i>Polyethylene Terephthalate (100%)</i>	25038-59-9	<p>Wenzhou Yonghong Huaqian Co., Ltd.</p> <p>Address: No. 332, Ouhai Avenue, Wenzhou, Zhejiang, 325014 P. R. China</p> <p>Tel: +86-577-86763780-8028</p> <p>E-mail: lww1638@163.com</p> <p>Emergency no.: +86-577-86763780-8028</p>

This document is issued by the Company subject to its General Conditions of Service printed overleaf, available on request or accessible at <http://www.sgs.com/en/Terms-and-Conditions.aspx> and, for electronic format documents, subject to Terms and Conditions for Electronic Documents at <http://www.sgs.com/en/Terms-and-Conditions/Terms-e-Document.aspx>. Attention is drawn to the limitation of liability, indemnification and jurisdiction issues defined therein. Any holder of this document is advised that information contained hereon reflects the Company’s findings at the time of its intervention only and within the limits of Client’s instructions, if any. The Company’s sole responsibility is to its Client and this document does not exonerate parties to a transaction from exercising all their rights and obligations under the transaction documents. This document cannot be reproduced except in full, without prior written approval of the Company. Any unauthorized alteration, forgery or falsification of the content or appearance of this document is unlawful and offenders may be prosecuted to the fullest extent of the law.

Unless otherwise stated the results shown in this test report refer only to the sample(s) tested and such sample(s) are retained for 30 days only.



Test Report

No. HKHC2108006993HC

Date :Sep 30, 2021

Page 3 of 13

Middle layer	Melt-Blown	Polypropylene (100%)	9003-07-0	Shanghai Kingfo Industrial Co.,Ltd. Address: No.28, Linsheng RD, Tinglin Industrial Area, Jinshan District, Shanghai, China Tel: +86-21-37910988-8019 E-mail: 30472943l@qq.com Emergency no.:+86-13816811941
Filter layer	NanoGO™ Nanofiber Non-Woven Fabrics (NanoGO™ PET) / PET Nanofiber Non-Woven Fabrics 3Y0209340010003/04/06	Polyethylene Terephthalate (99.4%) Polyvinyl Alcohol (0.6%)	25038-59-9 9002-89-5	Newtech Textile Technology Development (Shanghai) Co., Ltd. Address: 318B, Lianyang Road Songjiang District, Shanghai, China Tel: +86-021-57742231 Fax: +86-021-57742235 Emergency no.: +86-021-57742231
Inner layer	PE+PP Bicomponent Nonwovens	Polypropylene (50%) Polyethylene (50%)	9003-07-0 9002-88-4	Shanghai Kingfo Industrial Co.,Ltd. Address: No.28, Linsheng RD, Tinglin Industrial Area, Jinshan District, Shanghai, China Tel: +86-021-37910988-8019 E-mail: 30472943l@qq.com Emergency no.:+86-13816811941
Ear loop	Earloop for masks (3MM-7MM)	Nylon (70%) Spandex (30%)	32131-17-2 9009-54-5	Dongguan Yusen Industrial Co., Ltd. Address: No. 48 BingFu road, ShuiBian village, Hengli town, DongGuan City, Guangdong, China Tel: +8613712904008 E-mail: hengsen9988@163.com Emergency no.: +86-769-83937783
Nose bar	Slow Rebound High Density Grey Sponge	Polyurethane (100%)	9009-54-5	Dongguan Runfu Polymer Material Co., Ltd. Address: No. 3 Office Building, Jujia Science & Technology Park, Runzi Garden Village, Xiegang Town, DongGuan City, Guangdong, China. Tel: +86-15816835545 E-mail: 402810814@qq.com Emergency no.: +86-769-83065415
Nose bridge	Galvanized Iron Wire Nose Bridge Strip	Iron (50%) Polyethylene (45%) Polypropylene (5%)	7439-89-6 9002-88-4 9003-07-0	Danyang Winpowder Wire & Cable Mfg. Co., Ltd. Address: Lingkou Industrial Park, Danyang City, Jiangsu, China Tel: +86-511-86769009 E-mail: zhuangsheng@green-cable.com Emergency no.: N/A

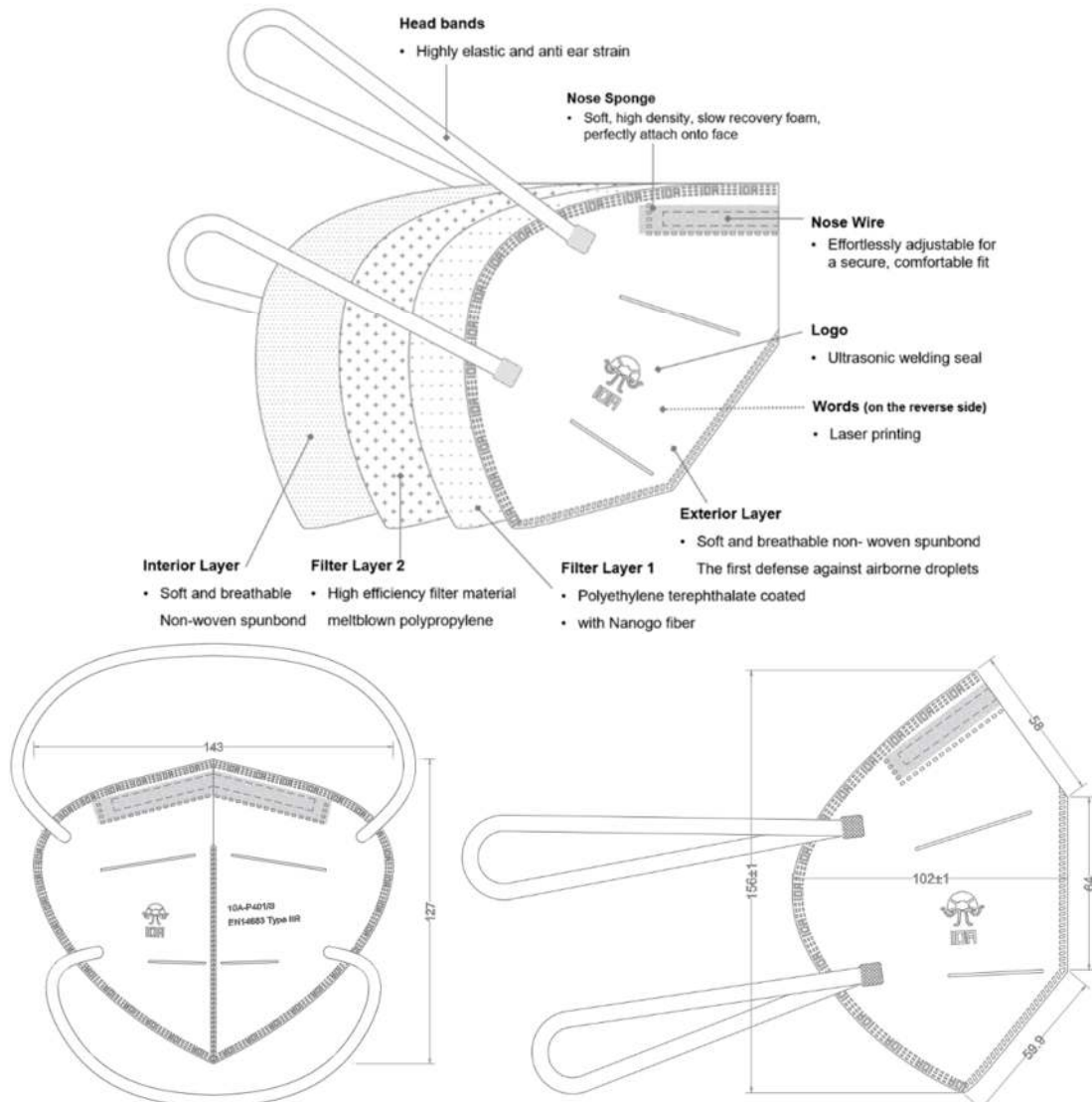
This document is issued by the Company subject to its General Conditions of Service printed overleaf, available on request or accessible at <http://www.sgs.com/en/Terms-and-Conditions.aspx> and, for electronic format documents, subject to Terms and Conditions for Electronic Documents at <http://www.sgs.com/en/Terms-and-Conditions/Terms-e-Documents.aspx>. Attention is drawn to the limitation of liability, indemnification and jurisdiction issues defined therein. Any holder of this document is advised that information contained hereon reflects the Company's findings at the time of its intervention only and within the limits of Client's instructions, if any. The Company's sole responsibility is to its Client and this document does not exonerate parties to a transaction from exercising all their rights and obligations under the transaction documents. This document cannot be reproduced except in full, without prior written approval of the Company. Any unauthorized alteration, forgery or falsification of the content or appearance of this document is unlawful and offenders may be prosecuted to the fullest extent of the law.

Unless otherwise stated the results shown in this test report refer only to the sample(s) tested and such sample(s) are retained for 30 days only.

Table 2. Product configuration

	Part description	Diameters (mm x mm)	Weight (g)
1	Outer layer	225.5 x 124	1.671
2	Middle layer	225.5 x 124	0.84
3	Filter layer	225.5 x 124	1.137
4	Inner layer	225.5 x 124	0.981
5	Ear loop	280 (upper), 250 (lower)	1.64
6	Nose bar	100 x 10	0.66
7	Nose bridge	83 x 5	0.494
Total Weight (g)			7.423


Figure 1. Schematic diagram of face mask



This document is issued by the Company subject to its General Conditions of Service printed overleaf, available on request or accessible at <http://www.sgs.com/en/Terms-and-Conditions.aspx> and, for electronic format documents, subject to Terms and Conditions for Electronic Documents at <http://www.sgs.com/en/Terms-and-Conditions/Terms-e-Document.aspx>. Attention is drawn to the limitation of liability, indemnification and jurisdiction issues defined therein. Any holder of this document is advised that information contained hereon reflects the Company's findings at the time of its intervention only and within the limits of Client's instructions, if any. The Company's sole responsibility is to its Client and this document does not exonerate parties to a transaction from exercising all their rights and obligations under the transaction documents. This document cannot be reproduced except in full, without prior written approval of the Company. Any unauthorized alteration, forgery or falsification of the content or appearance of this document is unlawful and offenders may be prosecuted to the fullest extent of the law.

Unless otherwise stated the results shown in this test report refer only to the sample(s) tested and such sample(s) are retained for 30 days only.

Product photo of the face mask



Product photo of package (25 pieces per pack)



This document is issued by the Company subject to its General Conditions of Service printed on leaflet, available on request or accessible at <http://www.sgs.com/en/Terms-and-Conditions.aspx> and, for electronic format documents, subject to Terms and Conditions for Electronic Documents at <http://www.sgs.com/en/Terms-and-Conditions/Terms-e-Document.aspx>. Attention is drawn to the limitation of liability, indemnification and jurisdiction issues defined therein. Any holder of this document is advised that information contained hereon reflects the Company's findings at the time of its intervention only and within the limits of Client's instructions, if any. The Company's sole responsibility is to its Client and this document does not exonerate parties to a transaction from exercising all their rights and obligations under the transaction documents. This document cannot be reproduced except in full, without prior written approval of the Company. Any unauthorized alteration, forgery or falsification of the content or appearance of this document is unlawful and offenders may be prosecuted to the fullest extent of the law.

Unless otherwise stated the results shown in this test report refer only to the sample(s) tested and such sample(s) are retained for 30 days only.

3. BIOLOGICAL ENDPOINTS NEEDED TO BE CONSIDERED

10A NanoGO Face Mask Lotus Plus Slim P401/S packaging indicates the recommended wearing time is < 8 hours. It is hence considered as surface medical device with limited contact (< 24 h) with intact skin according to ISO 10993-1:2018 based on the nature and contact duration with intended use (Table 3). Biological endpoints of cytotoxicity, sensitization and irritation or intracutaneous reactivity of the final product should be evaluated for the biological risk assessment either through the use of existing data, endpoint-specific testing, or a rationale to justify why assessment of the endpoint does not required.

Components	Physical contact	Contact area	Contact duration
Outer layer	No direct contact	N/A	N/A
Middle layer	No direct contact	N/A	N/A
Filter layer	No direct contact	N/A	N/A
Inner layer	Direct contact	Intact skin (face and neck)	< 24 h
Nose bridge	No direct contact	N/A	N/A
Nose bar	Direct contact	Intact skin (area around nose and face)	< 24 h
Ear loop	Direct contact	Intact skin (area around ears)	< 24 h

Table 3. Endpoints to be addressed in a biological risk assessment

Medical device categorization by Nature of body contact			Endpoints of biological evaluation												
Category	Contact	Contact duration A- limited (≤ 24h) B- prolonged (>24h to 30 d) C- long term (>30d)	Physical and/or chemical information	Cyto toxicity	Irritation or intra cutaneous reactivity	Material mediated pyrogenicity	Acute Systemic Micro toxicity	Sub Acute toxicity	Sub Chronic toxicity	Chronic toxicity	Implantation effects	Hem Oco Mpa Tibility	Gen Otox Icity	Car Cin Oge Nic ity	
Surface medical device	Intact skin	A	X	E	E	E									
		B	X	E	E	E									
		C	X	E	E	E									
	Mucosal membrane	A	X	E	E	E									
		B	X	E	E	E		E	E		E				
		C	X	E	E	E		E	E	E	E		E		
	Breached or compromised surface	A	X	E	E	E	E	E	E		E				
		B	X	E	E	E	E	E	E	E	E		E		
		C	X	E	E	E	E	E	E	E	E		E	E	
Externally communicating medical device	Blood path, indirect	A	X	E	E	E	E	E				E			
		B	X	E	E	E	E	E				E			
		C	X	E	E	E	E	E	E	E	E		E	E	
	Tissue/ bone/ dentin	A	X	E	E	E	E	E				E			
		B	X	E	E	E	E	E				E			
		C	X	E	E	E	E	E	E	E	E		E	E	
	Circulating blood	A	X	E	E	E	E	E					E	E	
		B	X	E	E	E	E	E					E	E	
		C	X	E	E	E	E	E	E	E	E		E	E	

4. PHYSICAL AND CHEMICAL CHARACTERIZATION OF CONSTITUENT AND MATERIAL

The physical and chemical characterisation of constituents present in the mask components is summarized in Table 4. Components with direct contact with the intact skin is of more concern. The Material Safety Data Sheet (MSDS), Certificate of Analysis (COA) of the ingredients and supporting documents on the chemical purity of the components has been requested, whenever possible, to demonstrate the chemical purity of the raw materials and is summarized in Table 5.

This document is issued by the Company subject to its General Conditions of Service printed overleaf, available on request or accessible at <http://www.sgs.com/en/Terms-and-Conditions.aspx> and, for electronic format documents, subject to Terms and Conditions for Electronic Documents at <http://www.sgs.com/en/Terms-and-Conditions/Terms-e-Document.aspx>. Attention is drawn to the limitation of liability, indemnification and jurisdiction issues defined therein. Any holder of this document is advised that information contained hereon reflects the Company's findings at the time of its intervention only and within the limits of Client's instructions, if any. The Company's sole responsibility is to its Client and this document does not exonerate parties to a transaction from exercising all their rights and obligations under the transaction documents. This document cannot be reproduced except in full, without prior written approval of the Company. Any unauthorized alteration, forgery or falsification of the content or appearance of this document is unlawful and offenders may be prosecuted to the fullest extent of the law.

Unless otherwise stated the results shown in this test report refer only to the sample(s) tested and such sample(s) are retained for 30 days only.

Table 4. Toxicological/ Chemical profile of constituents

Chemical Name	CAS No.	Materials	Direct contact with skin	Toxicological profile
Polyethylene Terephthalate	25038-59-9	Outer layer Filter layer	No No	Polyethylene Terephthalate (PET) formed from terephthalic acid or its esters and ethylene glycol. It can be formed into tapes, films or pulled into fibres that are pressed into meshes or woven into fabrics. PET is not considered an orthophthalate nor require the use of phthalates or other softening additives, therefore, there is low concern regarding estrogenic activity of PET. It is a large polymer with no chemical reactivity on its surface, and this long-chain polymer would not penetrate the skin. Based on the chemical and biological properties of this ingredient, deposition in the nasopharyngeal or bronchial regions of the respiratory tract present no toxicological concerns while incidental inhalation would not be a significant route of exposure that is unlikely to lead to local respiratory or systemic effects. PET used in medical devices was not considered to pose a significant risk due to its inert nature.
Polypropylene	9003-07-0	Middle layer Inner layer Nose bridge	No Yes No	Polypropylene is available as molding powder, extruded sheet, cast film, textile staple or continuous filament yarn. Manufactured products include packaging film, wire and cable coatings, food containers, plastic pipe, wearing apparel, and reinforced plastics; also molded parts for automobiles, appliances, and houseware. IARC determined that polypropylene is not classifiable as to its carcinogenicity to humans (Group 3) based on no adequate human data and inadequate animal data.
Polyvinyl Alcohol	9002-89-5	Filter layer	No	Polyvinyl Alcohol (PVA) is the synthetic alcohol polymer with typical molecular weights ranged from 25,000 to 300,000. It is approved for use as an indirect food additive as well as cosmetic. The polyvinyl alcohol may contain trace amounts of acetaldehyde as an impurity. PVA is only minimally absorbed following oral administration and possesses a low order of acute oral toxicity. The acute oral LD50 in rats is reported to be greater than 10g /kg. There was no evidence of toxicity in either the 90-day or 2- generation studies at the highest dose levels tested of 5000 mg/kg bw/day. PVA is neither mutagenic nor genotoxic. There is no evidence to indicate that PVA has carcinogenic activity. PVA was not an ocular irritant in animal or clinical studies, nor was it a sensitizer. Some evidence of dermal irritation in animal and clinical studies was seen, but in the clinical studies it was not considered clinically significant. Controlled human studies are limited, but there is a history of use of PVA for several different applications. In particular, PVA is commonly used in film coating formulations for

This document is issued by the Company subject to its General Conditions of Service printed overleaf, available on request or accessible at <http://www.sgs.com/en/Terms-and-Conditions.aspx> and, for electronic format documents, subject to Terms and Conditions for Electronic Documents at <http://www.sgs.com/en/Terms-and-Conditions/Terms-e-Document.aspx>. Attention is drawn to the limitation of liability, indemnification and jurisdiction issues defined therein. Any holder of this document is advised that information contained hereon reflects the Company's findings at the time of its intervention only and within the limits of Client's instructions, if any. The Company's sole responsibility is to its Client and this document does not exonerate parties to a transaction from exercising all their rights and obligations under the transaction documents. This document cannot be reproduced except in full, without prior written approval of the Company. Any unauthorized alteration, forgery or falsification of the content or appearance of this document is unlawful and offenders may be prosecuted to the fullest extent of the law.

Unless otherwise stated the results shown in this test report refer only to the sample(s) tested and such sample(s) are retained for 30 days only.



Test Report

No. HKHC2108006993HC

Date :Sep 30, 2021

Page 8 of 13

				<i>pharmaceutical tablets and capsules in Europe, Japan, and the United States. There is no evidence that such use has resulted in any adverse effects in humans.</i>
<i>Polyethylene</i>	<i>9002-88-4</i>	<i>Inner layer Nose bridge</i>	<i>Yes No</i>	<i>A vinyl polymer made from ethylene. It can be branched or linear. Branched or low-density polyethylene (LDPE) is tough and pliable but not to the same degree as linear polyethylene. Linear or high-density polyethylene has a greater hardness and tensile strength. Polyethylene is used in a variety of medical devices including implants and prostheses.</i>
<i>Nylon</i>	<i>32131-17-2</i>	<i>Ear loop</i>	<i>Yes</i>	<i>Nylon-66 is a polyamide formed by the reaction of adipic acid with hexylenediamine. Nylon-66 can be used primarily as bulking, opacifying, and film forming agents in consumer products. According to CIR, is monomer, adipic acid, was not carcinogenic in a 2-year study in rats fed diets containing up to 5% adipic acid. There is lack of systemic toxicity at high doses in several acute and subchronic oral exposure studies, little or no irritation or sensitization in multiple tests of dermal and ocular exposure, absence of genotoxicity in multiple Ames test, and lack of carcinogenicity in a lifetime oral exposure study. The size of the polymers would limit significant dermal penetration but residual monomer could be absorbed dermally. However, residual monomer would not be present at a sufficient level to cause any biological reaction in any subjects, as supported by test data of another Nylon polymer (Nylon-12) with its maximum concentration of 35% showing no irritation or sensitization.</i>
<i>Spandex</i>	<i>9009-54-5</i>	<i>Ear loop</i>	<i>Yes</i>	<i>Spandex is an elastomeric fibre that has a superior elasticity. It is commonly used for making various textiles such as sportswear, tights and leggings. It is consisted of a chain like arrangements of soft stretchable segments of polyurethane linked together for reinforcement by hard segment.</i>
<i>Polyurethane</i>	<i>9009-54-5</i>	<i>Nose bar</i>	<i>Yes</i>	<i>Flexible polyurethane foams are made using toluene diisocyanate (80% 2,4-isomer, 20% 2,6-isomer), polyfunctional polyols, blowing agents, catalysts and surfactants. Rigid polyurethane foams are typically the reaction products of polymethylene polyphenyl isocyanate with polyether polyols, typically where the polyols are preblended with the surfactants and catalysts as one package and the isocyanate comprises the other component. Polyurethane foam is widely used foam insulation. It has been classified as category 3 by IARC. The inhalation TCLo for human is 12mg/m3 with visual field change to eyes. Provided the ingredient is well-cured with technically unavoidable monomers, it is not expected to raise a particular health concern when used in consumer product. <i>The nose bar is in grey color but the supplier of the nose bar indicated the nose bar is consisted of 100% of polyurethane and supported with submitted SDS. It is the responsibility of the</i></i>

This document is issued by the Company subject to its General Conditions of Service printed overleaf, available on request or accessible at <http://www.sgs.com/en/Terms-and-Conditions.aspx> and, for electronic format documents, subject to Terms and Conditions for Electronic Documents at <http://www.sgs.com/en/Terms-and-Conditions/Terms-e-Document.aspx>. Attention is drawn to the limitation of liability, indemnification and jurisdiction issues defined therein. Any holder of this document is advised that information contained hereon reflects the Company's findings at the time of its intervention only and within the limits of Client's instructions, if any. The Company's sole responsibility is to its Client and this document does not exonerate parties to a transaction from exercising all their rights and obligations under the transaction documents. This document cannot be reproduced except in full, without prior written approval of the Company. Any unauthorized alteration, forgery or falsification of the content or appearance of this document is unlawful and offenders may be prosecuted to the fullest extent of the law.

Unless otherwise stated the results shown in this test report refer only to the sample(s) tested and such sample(s) are retained for 30 days only.

				supplier/ manufacturer to provide truthful and valid document that this evaluation based upon. If it is not the case, it will void this assessment.
Iron	7439-89-6	Nose bridge	No	Iron is the element consisting of metallic iron. It is practically non-toxic. The oral LD50 was found to be 98.6 ± 26.7 g/kg bw. Reduced iron is of very low toxicity based on the LD50 in males. It is neither a skin and eye irritant nor a skin sensitizer. Iron is not genotoxic with animal studies.

5. MANUFACTURING PROCESS AND STERILIZATION

The outer layer and inner layer are formed by spunbond. The middle layer is produced by melt-blowing. Filter layer is indicated to be produced by modified spunbond machine that nanofibers are generated in a high-voltage electrostatic field from the polymer solution in the generator and collected into a nanofiber layer on the PET nonwoven on the rotated collector. Ear loop is fabricated from an elongated layer of malleable material. Nose bridge is made with iron wire embedded in plastic. Nose bar is indicated to be consisted of polyurethane foam.

Table 1 show the chemical constituents of the components and it is indicated that no additives (antioxidants, UV stabilizers, dyes etc.) and processing aids (solvents, lubricants, antifoaming agents, etc.) have been added during the manufacturing process.

No certificate and audit report on the manufacturing setting, 10A Limited, has been provided for this evaluation. The product has to be manufactured under setting with QMS for quality. It is indicated that there was no cleaning step during the assembly / packaging process and hence introduction of contaminants was not expected. The finished product is also indicated to be provided non-sterile and hence no sterilization residuals, by-product and degradation were expected.

6. SUBMITTED DATASET FOR THE EVALUATION

The submitted dataset and document by the manufacturer of the mask, 10A Limited, in supporting to this biological evaluation of 10A NanoGO Face Mask Lotus Plus Slim P401/S is summarized in Table 5. These proprietary documents and reports in electronic version are not presented in this report in detailed, whereas they are recorded in the SGS Archives. Prior written authorization by the manufacturer is required in case of information requested by regulatory authorities or any other stakeholders.

Table 5. Submitted dataset and document by the manufacturer

Category	Subcategory	Document description	File name (Report No.)
Materials	Outer layer	Material MSDS	PET 英文版本; PET 中文版本
		ISO 10993-5 test report	1-Outer Layer PET 50gsm Nonwoven 10993-5 ENG (Report No.: SSMT-R-2021-01802-01B)
		ISO 10993-10 test report- skin irritation	5-Outer Layer PET 50gsm Nonwoven 10993-10 SI ENG (Report No.: SSMT-R-2021-01974-01B)

This document is issued by the Company subject to its General Conditions of Service printed overleaf, available on request or accessible at <http://www.sgs.com/en/Terms-and-Conditions.aspx> and, for electronic format documents, subject to Terms and Conditions for Electronic Documents at <http://www.sgs.com/en/Terms-and-Conditions/Terms-e-Document.aspx>. Attention is drawn to the limitation of liability, indemnification and jurisdiction issues defined therein. Any holder of this document is advised that information contained hereon reflects the Company's findings at the time of its intervention only and within the limits of Client's instructions, if any. The Company's sole responsibility is to its Client and this document does not exonerate parties to a transaction from exercising all their rights and obligations under the transaction documents. This document cannot be reproduced except in full, without prior written approval of the Company. Any unauthorized alteration, forgery or falsification of the content or appearance of this document is unlawful and offenders may be prosecuted to the fullest extent of the law.

Unless otherwise stated the results shown in this test report refer only to the sample(s) tested and such sample(s) are retained for 30 days only.

		ISO 10993-10 test report- skin sensitization	5-Outer Layer PET 50gsm Nonwoven 10993-10 SS ENG (Report No.: SSMT-R-2021-01974-02B)
Middle layer		Material MSDS	4-Middle Layer-MB SDS
		ISO 10993-5 test report	2-Filter Layer MB 25gsm Nonwoven ENG (Report No.: SSMT-R-2021-00348-01B)
Filter layer		Material MSDS	5-Filter Layer NanoGO SDS For PET Nano-fiber Non-woven
		ISO 10993-5 test report	3-Nanofiber PET 30gsm with GO 30ppm Nonwoven ENG (Report No.: SSMT-R-2021-00349-01B)
Inner layer		Material MSDS	3-Inner Layer-EP SDS
		ISO 10993-5 test report	4-Inner Layer EP 25gsm Nonwoven 10993-5 ENG (Report No.: SSMT-R-2021-00350-01B)
		ISO 10993-10 test report- skin irritation	1-Inner Layer EP 25gsm Nonwoven 10993-10 SI ENG (Report No.:SSMT-R-2021-01973-01B)
		ISO 10993-10 test report- skin sensitization	1-Inner Layer EP 25gsm Nonwoven 10993-10 SS ENG (Report No.:SSMT-R-2021-01973-02B)
Ear loop		Material MSDS	2-Earloop-EL-MSDS-3-7mm-20210409
		ISO 10993-10 test report- skin irritation	4-Ear Loop-SSMT-R-2021-01981-02A-ISO 10993-10 Skin Irritation Test-ear loop-210709 (Report No.:SSMT-R-2021-01981-02A)
		ISO 10993-10 test report-skin sensitization	4-Ear Loop-SSMT-R-2021-01981-02A-ISO 10993-10 Skin Irritation Test-ear loop-210709 (Report No.:SSMT-R-2021-01981-03A)
Nose bar		Material MSDS	1-Nose Bar-MSDS-grey nose sponge-Runfu-210918
		ISO 10993-5 test report	2-Nose Bar-GZF21-005461-01 SZ RSTS ISO 10993-10 english (Report No.: GZF21-005461-01)
		ISO 10993-10 test report- skin irritation	2-Nose Bar-GZF21-005461-01 SZ RSTS ISO 10993-10 english (Report No.: GZF21-005461-01), 2-Nose Bar-GZF21-005461-02 SZ RSTS ISO 10993-10 english (Report No.: GZF21-005461-02)
		ISO 10993-10 test report- skin sensitization	3-Nose Bar-GZF21-005464-01 SZ RSTS ISO 10993-10 english (Report No.: GZF21-005464-01), 3-Nose Bar-GZF21-005464-03 SZ RSTS ISO 10993-10 english (Report No.: GZF21-005464-03)
Nose bridge		Material MSDS	6-Nose Bridge-MSDS
Whole mask		ISO 10993-5 test report	6-Whole Mask-SSMT-R-2021-01994-01A Amd01-ISO 10993-5 In Vitro Cytotoxicity Test-mask-210719 (Report No.: SSMT-R-2021-01994-01A Amd01)
Production	Nonwoven	Production workflow	Info sheet-biocompatibility P401S-v0920
	Filter layer	Production workflow	brief introduction of spunbond-electrospinning, NanoGO 普通纳米纤维介绍
	Nose bar	Production workflow	Info sheet-biocompatibility P401S-v0920
	Nose bridge	Production workflow	Email correspondence
	Finished product	Assembly / production of finished product	Email correspondence

This document is issued by the Company subject to its General Conditions of Service printed overleaf, available on request or accessible at <http://www.sgs.com/en/Terms-and-Conditions.aspx> and, for electronic format documents, subject to Terms and Conditions for Electronic Documents at <http://www.sgs.com/en/Terms-and-Conditions/Terms-e-Document.aspx>. Attention is drawn to the limitation of liability, indemnification and jurisdiction issues defined therein. Any holder of this document is advised that information contained hereon reflects the Company's findings at the time of its intervention only and within the limits of Client's instructions, if any. The Company's sole responsibility is to its Client and this document does not exonerate parties to a transaction from exercising all their rights and obligations under the transaction documents. This document cannot be reproduced except in full, without prior written approval of the Company. Any unauthorized alteration, forgery or falsification of the content or appearance of this document is unlawful and offenders may be prosecuted to the fullest extent of the law.

Unless otherwise stated the results shown in this test report refer only to the sample(s) tested and such sample(s) are retained for 30 days only.



Test Report

No. HKHC2108006993HC

Date :Sep 30, 2021

Page 11 of 13

Product	N/A	Dimension and weight of components	Info sheet-biocompatibility P401S-v0920, Medical Device File - 10A Lotus Plus P401S, Email correspondence
		Product and packing photo.	P401S, P401S-2, P401S-3, P401S Package Draft, Medical Device File - 10A Lotus Plus P401S
Test Reports	N/A	Microbial cleanliness / Bioburden test report	T32 120270318SN
		Bacterial filtration efficiency (BFE) test report	T32 120270318SN
		Particulate filtration efficiency (PFE) test report	SL12100263625201TX
		Differential pressure/ Breathability test report	T32 120270318SN / SL12100263625201TX
		Resistance to penetration by synthetic blood/ Splash resistance test report	T32 120270318SN
		Flammability test report	SL12100263625201TX
Miscellaneous	Certification	Certificate of compliance	N/A

7. AVAILABILITY AND GAP ANALYSIS FOR BIOLOGICAL ENDPOINTS

For the biological risk assessment, compliance with applicable and relevant biological endpoints, based on the surface device and contact intact skin for limited contact duration, is addressed and summarized as following.

Table 6. Evaluation of Biological Endpoints

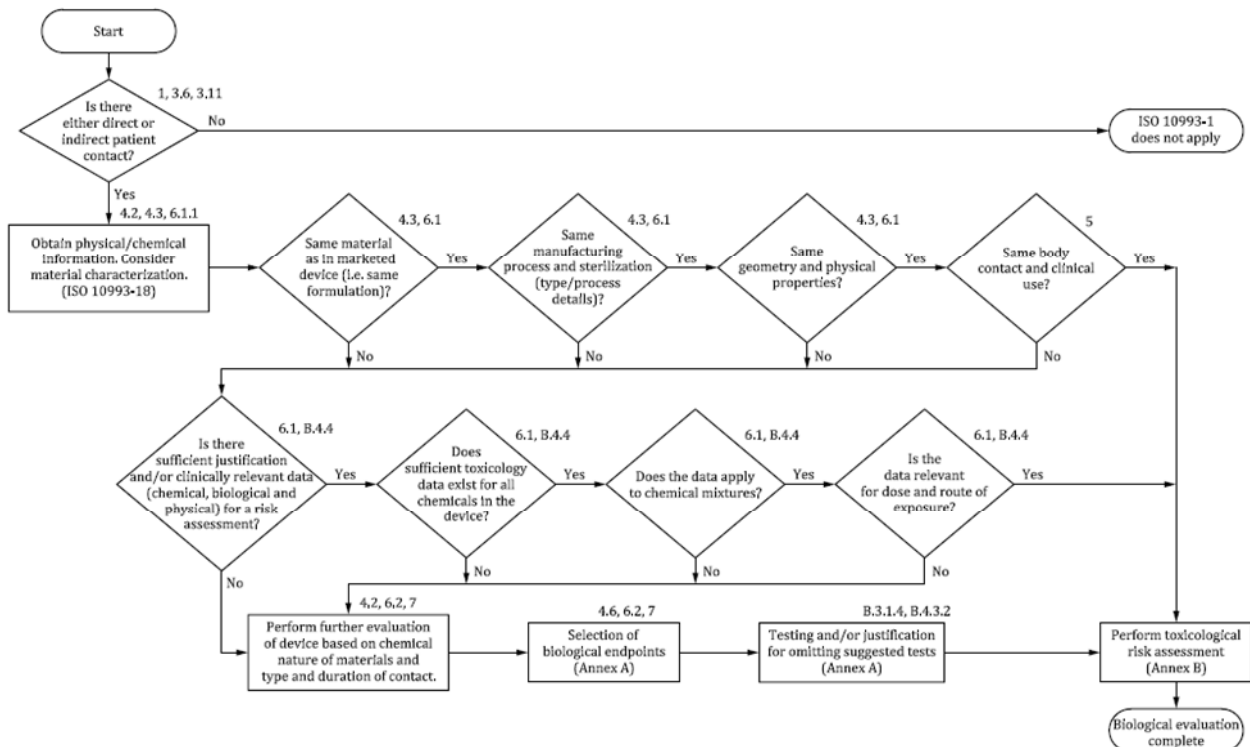
Biological endpoints	Available dataset	Testing result or justification for exemption
Material Characterization	Raw material MSDS on outer layer, middle layer, filter layer, inner layer, ear loop, nose bar and nose bridge	<ul style="list-style-type: none"> Only the inner layer, ear loop and nose bar directly contact with the intact skin. The inner layer is composed of polypropylene and polyethylene. The nose bar is indicated to be consisted of 100% of polyurethane. The ear loop is consisted of nylon and spandex. The substances are either stable or inert materials that is well-received in the market with a long history of use for surgical face mask. There is no additive added and sterilization during the manufacturing process and hence issue of residual solvent, degradation and by-product is not expected. The manufacturing setting should be controlled under QMS to ensure quality while airborne contamination is controlled.
Cytotoxicity	ISO 10993-5 test report on outer layer, middle layer, filter layer, inner layer, nose bar and whole mask	<ul style="list-style-type: none"> All the tested samples indicated a negative cytotoxicity result. No cytotoxicity test has been performed on ear loop and nose bridge.

This document is issued by the Company subject to its General Conditions of Service printed overleaf, available on request or accessible at <http://www.sgs.com/en/Terms-and-Conditions.aspx> and, for electronic format documents, subject to Terms and Conditions for Electronic Documents at <http://www.sgs.com/en/Terms-and-Conditions/Terms-e-Documents.aspx>. Attention is drawn to the limitation of liability, indemnification and jurisdiction issues defined therein. Any holder of this document is advised that information contained hereon reflects the Company's findings at the time of its intervention only and within the limits of Client's instructions, if any. The Company's sole responsibility is to its Client and this document does not exonerate parties to a transaction from exercising all their rights and obligations under the transaction documents. This document cannot be reproduced except in full, without prior written approval of the Company. Any unauthorized alteration, forgery or falsification of the content or appearance of this document is unlawful and offenders may be prosecuted to the fullest extent of the law.

Unless otherwise stated the results shown in this test report refer only to the sample(s) tested and such sample(s) are retained for 30 days only.

		<ul style="list-style-type: none"> Nose bridge did not directly contact with the intact skin. The ear loop is consisted of nylon and spandex and has been well-received in the market.
Irritation or intracutaneous reactivity	ISO 10993-10 Skin irritation test report on outer layer, inner layer, ear loop and nose bar	<ul style="list-style-type: none"> All the tested samples indicate a negative skin irritation result. The tested samples are not expected to raise a concern of skin irritation when used as intended. No skin irritation has been conducted on middle layer, filter layer and nose bridge but they did not directly contact with the intact skin.
Sensitization	ISO 10993-10 Skin sensitization test report on outer layer, inner layer, ear loop and nose bar	<ul style="list-style-type: none"> All the tested samples indicate a negative skin sensitization result. The samples are not expected to raise a concern of skin sensitization when used as intended. No skin sensitization has been conducted on middle layer, filter layer and nose bridge but they did not directly contact with the intact skin.

Figure 2. Summary of the Systematic Approach to this Biological Evaluation According to ISO 10993-1: 2018



This document is issued by the Company subject to its General Conditions of Service printed overleaf, available on request or accessible at <http://www.sgs.com/en/Terms-and-Conditions.aspx> and, for electronic format documents, subject to Terms and Conditions for Electronic Documents at <http://www.sgs.com/en/Terms-and-Conditions/Terms-e-Document.aspx>. Attention is drawn to the limitation of liability, indemnification and jurisdiction issues defined therein. Any holder of this document is advised that information contained hereon reflects the Company's findings at the time of its intervention only and within the limits of Client's instructions, if any. The Company's sole responsibility is to its Client and this document does not exonerate parties to a transaction from exercising all their rights and obligations under the transaction documents. This document cannot be reproduced except in full, without prior written approval of the Company. Any unauthorized alteration, forgery or falsification of the content or appearance of this document is unlawful and offenders may be prosecuted to the fullest extent of the law.

Unless otherwise stated the results shown in this test report refer only to the sample(s) tested and such sample(s) are retained for 30 days only.



Test Report

No. HKHC2108006993HC

Date :Sep 30, 2021

Page 13 of 13

Based on the submitted information from the manufacturer, the components (outer layer, middle layer, inner layer, ear loop, nose bar and nose bridge) of the device under assessment are indicated to be of same / similar materials as in the marketed device, of similar manufacturing process and sterilization process, of similar geometry and physical properties and with same body contact and use. The filter layer of the device is sandwiched between the outer layer and the middle layer/inner layer, so it would not directly contact with intact skin when used as intended, resulting in negligible dermal exposure.

8. CONCLUSION

The evaluated device is a classified surface device and contact intact skin for limited contact duration. The submitted documents and dataset permit an evaluation with ISO 10993-1 regarding to relevant biological endpoints. Based on the submitted dataset by the manufacturer and existing scientific data, it is concluded that, in the present state of knowledge, the device would not expected to pose a significant risk in intended users when used as instructed by dermal contact.

The validity of this review depends on accurate disclosure by both the manufacturer(s) of the components and of the finished products. Best professional capabilities are used in performing this review. If client wishes to use this opinion with any alterations to the submitted formula, SGS (HK) Ltd. or any of its employees will not be held liable for any injury or damage resulting from this product. A review of this assessment should be programmed at regular and frequent intervals (upon reformulation of the components or the finished products or upon any change to health and safety regulations).

Disclaimer ©2021 SGS SA. All rights reserved. The Company's consulting services, including compilation(s) of data and any review of formulation, are based upon the Company's know-how and on publicly available sources available at the time the services were provided. The Company disclaims any and all liability for the accuracy of any such publicly available information or any legal interpretation of such information. The Company provides its services in a consulting capacity only and offers no legal opinion(s) herein. The opinions provided by the Company are not a substitute for professional legal advice and Client should seek legal review to ensure compliance with any applicable laws and regulations.

***** End of Report *****

This document is issued by the Company subject to its General Conditions of Service printed overleaf, available on request or accessible at <http://www.sgs.com/en/Terms-and-Conditions.aspx> and, for electronic format documents, subject to Terms and Conditions for Electronic Documents at <http://www.sgs.com/en/Terms-and-Conditions/Terms-e-Document.aspx>. Attention is drawn to the limitation of liability, indemnification and jurisdiction issues defined therein. Any holder of this document is advised that information contained hereon reflects the Company's findings at the time of its intervention only and within the limits of Client's instructions, if any. The Company's sole responsibility is to its Client and this document does not exonerate parties to a transaction from exercising all their rights and obligations under the transaction documents. This document cannot be reproduced except in full, without prior written approval of the Company. Any unauthorized alteration, forgery or falsification of the content or appearance of this document is unlawful and offenders may be prosecuted to the fullest extent of the law.

Unless otherwise stated the results shown in this test report refer only to the sample(s) tested and such sample(s) are retained for 30 days only.