

Test Report

No.T32120320179SN

Date: Nov 19, 2021

Page 1 of 6

10A LIMITED

RMS 1001-1005, 10/F, NANYANG PLAZA, 57 HUNG TO RD., KWUN TONG, KLN, HONG KONG

The following samples were submitted and identified by/on behalf of the client as:


RHINOCERO BLANCO RB PRO FACE MASK

Case No. : CA321203209239
 Lot No. / Batch Code : NOT PROVIDED
 Sample Description : WHITE MASK
 Colour : WHITE (NATURE)
 Style / Item No. : FM3D-M-RBF-HB401
 Manufacturer : 10A LIMITED
 Country of Origin : HONG KONG
 Country of Destination : HONG KONG
 Sample Receiving Date : NOV 05, 2021
 Testing Period : NOV 05 TO NOV 19, 2021

Test Requested	Conclusion
EN 14683:2019+AC:2019 Medical face masks - Requirements and test methods (Excluded Clause 5.2.6 and Clause 6)	PASS (Type IIR)

***** FOR FURTHER DETAILS, PLEASE REFER TO THE FOLLOWING PAGE(S) *****

Signed for and on behalf of
SGS Hong Kong Ltd.



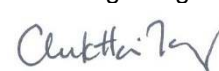
Au Kam Chi, Gigi
Technical Manager

Signed for and on behalf of
SGS Hong Kong Ltd.



Wong Kin Man, Gilman
Technical Development Manager


Signed for and on behalf of
SGS Hong Kong Ltd.



Tsang Chuk Hai
Senior Microbiologist

This document is issued by the Company subject to its General Conditions of Service printed overleaf, available on request or accessible at <http://www.sgs.com/en/Terms-and-Conditions.aspx> and, for electronic format documents, subject to Terms and Conditions for Electronic Documents at <http://www.sgs.com/en/Terms-and-Conditions/Terms-e-Documents.aspx>. Attention is drawn to the limitation of liability, indemnification and jurisdiction issues defined therein. Any holder of this document is advised that information contained hereon reflects the Company's findings at the time of its intervention only and within the limits of Client's instructions, if any. The Company's sole responsibility is to its Client and this document does not exonerate parties to a transaction from exercising all their rights and obligations under the transaction documents. This document cannot be reproduced except in full, without prior written approval of the Company. Any unauthorized alteration, forgery or falsification of the content or appearance of this document is unlawful and offenders may be prosecuted to the fullest extent of the law.

Unless otherwise stated the results shown in this test report refer only to the sample(s) tested and such sample(s) are retained for 30 days only.



Test Results:

EN 14683:2019+AC:2019 Medical face masks - Requirements and test methods

Scope : This document specifies construction, design, performance requirements and test methods for medical face masks intended to limit the transmission of infective agents from staff to patients during surgical procedures and other medical settings with similar requirements. A medical face mask with an appropriate microbial barrier can also be effective in reducing the emission of infective agents from the nose and mouth of an asymptomatic carrier or a patient with clinical symptoms. This European Standard is not applicable to masks intended exclusively for the personal protection of staff.

Number of Specimen : 100 pcs of complete product

<u>Clause</u>	<u>Test Items/requirement</u>	<u>Test Result Summary</u>
5	<u>Requirements</u>	
5.1	General	
5.1.1	Materials and construction	PASS The mask is composed of a filter layer that is bonded between layers of fabric. The mask was not disintegrated, split or tear during intended use, and no objectionable matter was observed by visual assessment.
5.1.2	Design	PASS Length: 11.0 cm (Folded); 14.5 cm (Expanded) Width: 15.8 cm (Folded); 13.5 cm (Expanded)
5.2	Performance requirements	
5.2.2^	Bacterial filtration efficiency (BFE)	> 98%
5.2.3^	Breathability (Differential Pressure)	< 60 Pa/cm ²
5.2.4	Splash resistance	Penetration not seen at 16.0 kPa
5.2.5^	Microbial cleanliness (Bioburden)	≤ 30 cfu/g
5.2.6	Biocompatibility	Not Conducted as per client requested
5.2.7	Summary of performance requirements	See Table 1
6	<u>Marking, labelling and packaging</u>	Not Conducted as per client requested

This document is issued by the Company subject to its General Conditions of Service printed overleaf, available on request or accessible at <http://www.sgs.com/en/Terms-and-Conditions.aspx> and, for electronic format documents, subject to Terms and Conditions for Electronic Documents at <http://www.sgs.com/en/Terms-and-Conditions/Terms-e-Documents.aspx>. Attention is drawn to the limitation of liability, indemnification and jurisdiction issues defined therein. Any holder of this document is advised that information contained hereon reflects the Company's findings at the time of its intervention only and within the limits of Client's instructions, if any. The Company's sole responsibility is to its Client and this document does not exonerate parties to a transaction from exercising all their rights and obligations under the transaction documents. This document cannot be reproduced except in full, without prior written approval of the Company. Any unauthorized alteration, forgery or falsification of the content or appearance of this document is unlawful and offenders may be prosecuted to the fullest extent of the law.

Unless otherwise stated the results shown in this test report refer only to the sample(s) tested and such sample(s) are retained for 30 days only.

EN 14683:2019+AC:2019 Medical face masks – Requirements and test methods

Table 1 Performance requirements for medical face masks

Characteristics	Type I ^a	Type II	Type IIR
Bacterial filtration efficiency (BFE), %	≥ 95	≥ 98	≥ 98
Differential pressure, Pa/cm ²	< 40	< 40	< 60
Splash resistance (kPa) [#]	Not Required	Not Required	≥ 16.0
Microbial cleanliness (cfu/g)	≤ 30	≤ 30	≤ 30

^a Type I medical face masks should only be used for patients and other persons to reduce the risk of spread of infections particularly in epidemic or pandemic situations. Type I masks are not intended for use by healthcare professionals in an operating room or in other medical settings with similar requirements.

[#] - An acceptable quality limit of 4,0 % is met for a single sampling plan when 29 or more of the 32 tested specimens show “pass” results.

Note:

- [^] Results of compliance for tests requested is justified according to decision rule based on the non-binary statement with guard band (is equal to the expanded measurement uncertainty with a 95% coverage probability, $w = \hat{U}_{95}$) as stated in ILAC-G8:09/2019 Clause 4.2.3.
 “Pass – The measured values were observed in tolerance at the points tested. The specific false accept risk is up to 2.5%.”
 “Fail – One or more measured values were observed out of tolerance at the points tested”. The specific false reject risk is up to 2.5%.

This document is issued by the Company subject to its General Conditions of Service printed overleaf, available on request or accessible at <http://www.sgs.com/en/Terms-and-Conditions.aspx> and, for electronic format documents, subject to Terms and Conditions for Electronic Documents at <http://www.sgs.com/en/Terms-and-Conditions/Terms-e-Documents.aspx>. Attention is drawn to the limitation of liability, indemnification and jurisdiction issues defined therein. Any holder of this document is advised that information contained hereon reflects the Company's findings at the time of its intervention only and within the limits of Client's instructions, if any. The Company's sole responsibility is to its Client and this document does not exonerate parties to a transaction from exercising all their rights and obligations under the transaction documents. This document cannot be reproduced except in full, without prior written approval of the Company. Any unauthorized alteration, forgery or falsification of the content or appearance of this document is unlawful and offenders may be prosecuted to the fullest extent of the law.

Unless otherwise stated the results shown in this test report refer only to the sample(s) tested and such sample(s) are retained for 30 days only.

Test Report

No.T32120320179SN

Date: Nov 19, 2021

Page 4 of 6

Result 1 Bacterial filtration efficiency (BFE) (EN14683:2019+AC:2019 Appendix B)

Test Side : Inside
 Pre-Conditioning : Minimum of 4 hours at 21±5°C and 85±5% R.H.
 Dimensions of test specimen : 195 mm x 154 mm
 BFE Test Area : 49 cm²
 BFE Flow Rate : 28.3 l/min
 Test bacteria : Staphylococcus aureus ATCC 6538
 Positive Control Average : 2.1 x 10³ CFU
 Negative Monitor Count : < 1 CFU

Test Specimen	Percent BFE (%)
1	99.9
2	99.9
3	99.9
4	99.9
5	99.9

Result 2 Determination of Breathability (EN14683:2019+AC:2019 Appendix C Differential pressure)

Test Side : Inside
 Pre-Conditioning : Minimum of 4 hours at 21±5°C and 85±5% R.H.
 Test Area : 4.9 cm²
 Flow Rate : 8 l/min

Test Location	ΔP (Pa/cm ²)				
	Specimen 1	Specimen 2	Specimen 3	Specimen 4	Specimen 5
Top Centre	40.2	48.1	40.2	46.1	42.2
Centre	53.0	44.1	50.0	54.9	51.0
Bottom Centre	57.9	57.9	63.8	60.8	60.8
Centre Left	57.9	58.9	68.7	56.9	59.8
Centre Right	40.2	48.1	40.2	46.1	42.2
Average	55.1	54.9	56.9	54.0	53.2

Result 3 Splash resistance (ISO 22609:2004)

Test Side : Outside
 Pre-Conditioning : Minimum of 4 hours at 21±5°C and 85±5% R.H.
 Test Condition : 21±5°C and 85±5% R.H.
 Test Pressure : 16.0 kPa (120 mmHg)
 No of Test Specimen Tested : 32
 No of Test Specimen Passed : 32

Test Specimen #	Synthetic Blood Penetration
1-32	None Seen

Note: Targeting-plate method was used.

This document is issued by the Company subject to its General Conditions of Service printed overleaf, available on request or accessible at <http://www.sgs.com/en/Terms-and-Conditions.aspx> and, for electronic format documents, subject to Terms and Conditions for Electronic Documents at <http://www.sgs.com/en/Terms-and-Conditions/Terms-e-Document.aspx>. Attention is drawn to the limitation of liability, indemnification and jurisdiction issues defined therein. Any holder of this document is advised that information contained hereon reflects the Company's findings at the time of its intervention only and within the limits of Client's instructions, if any. The Company's sole responsibility is to its Client and this document does not exonerate parties to a transaction from exercising all their rights and obligations under the transaction documents. This document cannot be reproduced except in full, without prior written approval of the Company. Any unauthorized alteration, forgery or falsification of the content or appearance of this document is unlawful and offenders may be prosecuted to the fullest extent of the law.

Unless otherwise stated the results shown in this test report refer only to the sample(s) tested and such sample(s) are retained for 30 days only.

Test Report

No.T32120320179SN

Date: Nov 19, 2021

Page 5 of 6

Result 4 Microbial cleanliness (Bioburden) (EN 14683:2019+AC:2019 Annex D)

Test Methods

Bioburden

The analyses were performed according to EN 14683:2019+AC:2019 Annex D and ISO 11737-1:2018

Test Results

SGS Sample No.:HKHC211100003272-101

Article Number	Mask Weight	Total Bioburden, cfu/mask	Total Bioburden, cfu/g
1	4.98g	42	8.43
2	4.97g	15	3.02
3	5.02g	33	6.57
4	5.01g	27	5.39
5	5.00g	24	4.80
Mean:		28.2	5.6

Recovery Efficiency	Correction Factor
38.1%	2.6

Microbial Cleanliness (Bioburden): 14.8 cfu/g

Standard requirement#: ≤30 cfu/g

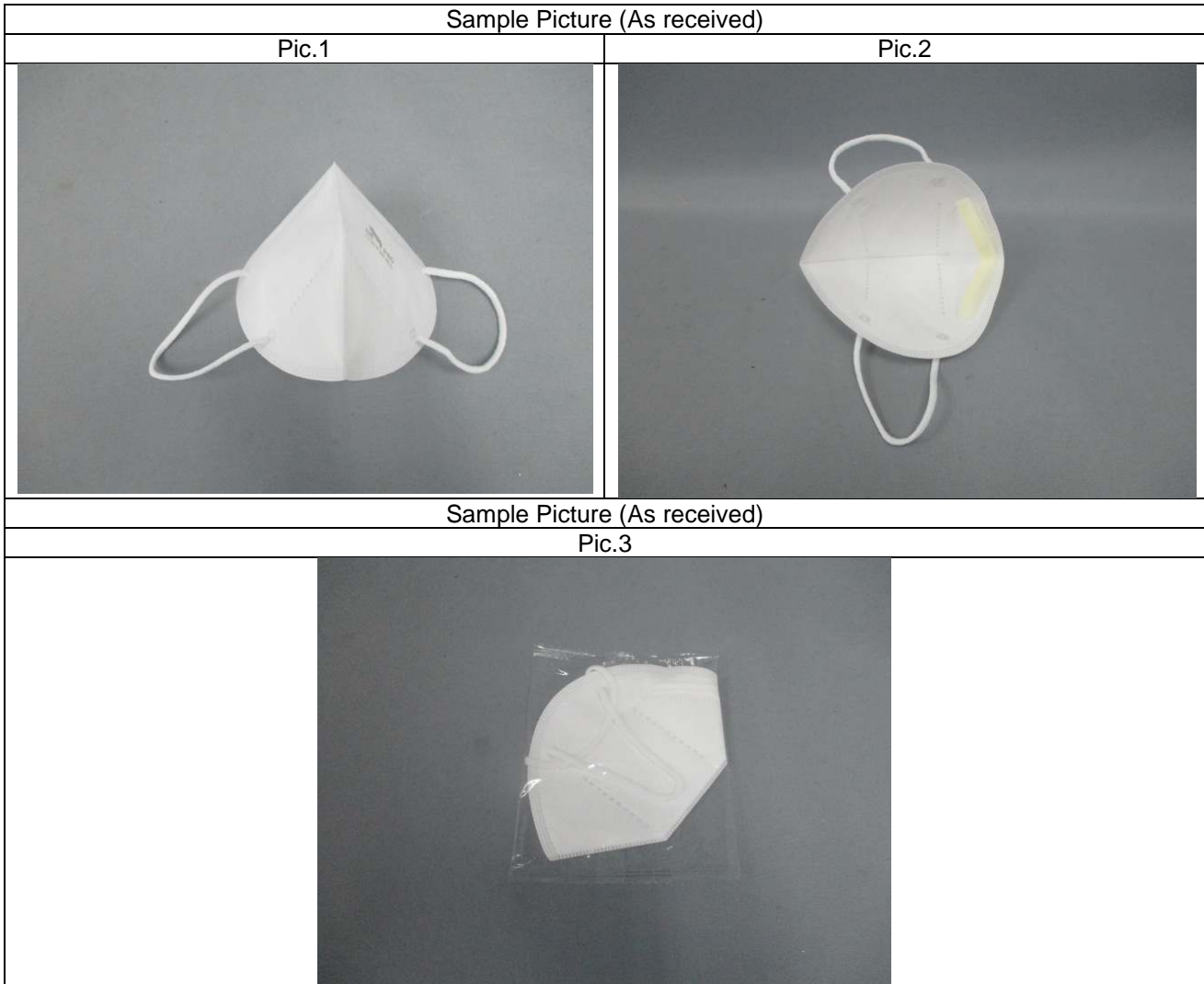
Note:

1. Results reported on the submitted sample on an as received basis.
2. < = less than
3. cfu = Colony Forming Units
4. Extraction method: by stomacher at 250rpm for 5 minutes
5. # EN 14683:2019+AC:2019 - Medical face masks - Requirements and test methods – Performance requirements for medical face masks – Microbial cleanliness

This document is issued by the Company subject to its General Conditions of Service printed overleaf, available on request or accessible at <http://www.sgs.com/en/Terms-and-Conditions.aspx> and, for electronic format documents, subject to Terms and Conditions for Electronic Documents at <http://www.sgs.com/en/Terms-and-Conditions/Terms-e-Document.aspx>. Attention is drawn to the limitation of liability, indemnification and jurisdiction issues defined therein. Any holder of this document is advised that information contained hereon reflects the Company's findings at the time of its intervention only and within the limits of Client's instructions, if any. The Company's sole responsibility is to its Client and this document does not exonerate parties to a transaction from exercising all their rights and obligations under the transaction documents. This document cannot be reproduced except in full, without prior written approval of the Company. Any unauthorized alteration, forgery or falsification of the content or appearance of this document is unlawful and offenders may be prosecuted to the fullest extent of the law.

Unless otherwise stated the results shown in this test report refer only to the sample(s) tested and such sample(s) are retained for 30 days only.

Sample Photo:



SGS authenticate the photo on original report only

*** End of Report ***

This document is issued by the Company subject to its General Conditions of Service printed overleaf, available on request or accessible at <http://www.sgs.com/en/Terms-and-Conditions.aspx> and, for electronic format documents, subject to Terms and Conditions for Electronic Documents at <http://www.sgs.com/en/Terms-and-Conditions/Terms-e-Document.aspx>. Attention is drawn to the limitation of liability, indemnification and jurisdiction issues defined therein. Any holder of this document is advised that information contained hereon reflects the Company's findings at the time of its intervention only and within the limits of Client's instructions, if any. The Company's sole responsibility is to its Client and this document does not exonerate parties to a transaction from exercising all their rights and obligations under the transaction documents. This document cannot be reproduced except in full, without prior written approval of the Company. Any unauthorized alteration, forgery or falsification of the content or appearance of this document is unlawful and offenders may be prosecuted to the fullest extent of the law.

Unless otherwise stated the results shown in this test report refer only to the sample(s) tested and such sample(s) are retained for 30 days only.